

## Accessibility Survey

---



### City of Sierra Madre Library

440 W Sierra Madre Boulevard  
Sierra Madre, CA 91024

Date of Inspection  
5/31/2016

Prepared By

**Disability Access Consultants**

(800) 743-7067

## Library

### Parking - Exterior : Parking Lot , Parking Space

---

#### Parking Lot

##### Accessible Space At Rear Parking

Parking Lot , Parking Space : Parking Space  
Slope

#### Finding

The surface of the accessible parking space has a slope greater than allowed.

**On-Site Finding** 6.80 percent

#### Recommendation

Pave the parking lot to provide a level surface.

Recommendation Up to 2.08 percent

#### Costing Info (Estimated)

Repave surface to correct slope and re-stripe \$3,800

**Code Reference** ADA 502, 502.4, CA 11B-502.4

**Record Number** 168153



## Library

### Parking - Exterior : Parking Lot , Parking Space

---

#### Parking Lot

##### Accessible Space At Rear Parking

Parking Lot , Parking Space : No Access Aisle

#### Finding

There is an accessible parking space designated in the parking lot. There is no access aisle located at the parking space.

**On-Site Finding** No Access Aisle

#### Recommendation

Provide a compliant access aisle at the parking space. Parking spaces shall each provide an access aisle that may be shared.

Recommendation See Recommendation

#### Costing Info (Estimated)

Paint ground markings and install a post mounted sign \$370

**Code Reference** ADA 502, 502.3.4, 502.3,CA  
11B-502.2

**Record Number** 168154



### Parking - Exterior : Parking Lot , Warning Signage

---

#### Parking Lot

##### Accessible Space At Rear Parking

Parking Lot , Warning Signage : Parking Lot Warnings

#### Finding

There is no \$250.00 fine sign at the parking space.

**On-Site Finding** Not Found

#### Recommendation

Provide a \$250.00 fine sign at the parking space.

Recommendation See Recommendation

#### Costing Info (Estimated)

Install signage \$300

**Code Reference** CA 11B-502.8

**Record Number** 168155



## Library

### Parking - Exterior : Parking Lot , Parking Space

---

#### Parking Lot

##### Next To Main Entrance, Left Accessible Space

Parking Lot , Parking Space : Parking Space ISA not Visible

#### Finding

The pavement marking at the designated accessible parking space is not centered and aligned with the end of the space.

**On-Site Finding** Not Visible

#### Recommendation

Provide a compliant pavement marking at the designated accessible parking space.

Recommendation See Recommendation

#### Costing Info (Estimated)

Stripe an access aisle \$220

**Code Reference** CA 11B-502.6.4

**Record Number** 168160



### Parking - Exterior : Parking Lot , Parking Space

---

#### Parking Lot

##### Next To Main Entrance, Left Accessible Space

Parking Lot , Parking Space : No Van Accessible Signage

#### Finding

There is no additional signage marked "van accessible" at the van accessible parking space.

**On-Site Finding** None Found

#### Recommendation

Van accessible parking spaces shall provide additional signage that states "van accessible" .

Recommendation See Recommendation

#### Costing Info (Estimated)

Install post mounted sign \$250

**Code Reference** ADA 502, 502.6

**Record Number** 168161



## Library

### Parking - Exterior : Parking Lot , Parking Space

---

#### Parking Lot

##### Next To Main Entrance, Left Accessible Space

Parking Lot , Parking Space : Access Aisle Width

#### Finding

The access aisle does not meet the minimum required width.

**On-Site Finding** 53.00 inches

#### Recommendation

Re-stripe the access aisle to meet the minimum required width and length for the space type.

Recommendation At least 96.00 inches

#### Costing Info (Estimated)

Stripe an access aisle \$250

**Code Reference** CA 11B-502.2

**Record Number** 168162



### Parking - Exterior : Parking Lot , Parking Space

---

#### Parking Lot

##### Next To Main Entrance, Left Accessible Space

Parking Lot , Parking Space : Access Aisle Slope

#### Finding

The access aisle exceeds maximum slope.

**On-Site Finding** 4.40 percent

#### Recommendation

Pave the parking lot to provide a level surface.

Recommendation Up to 2.08 percent

#### Costing Info (Estimated)

Repave surface to correct slope and re-stripe \$3,800

**Code Reference** ADA 502, 502.4, CA 11B-502.4

**Record Number** 168163



## Library

### Parking - Exterior : Parking Lot , Parking Space

---

#### Parking Lot

##### Next To Main Entrance, Left Accessible Space

Parking Lot , Parking Space : Access Aisle Does Not Say "No Parking"

#### Finding

The access aisle does not contain the wording "No Parking" painted on surface within the access aisle in white letters.

**On-Site Finding** None Found

#### Recommendation

Paint "NO PARKING" in 12 inch white letters.

Recommendation See Recommendation

#### Costing Info (Estimated)

Stripe an access aisle \$250

**Code Reference** CA 11B-502.3.3

**Record Number** 168164



### Parking - Exterior : Parking Lot , Parking Space

---

#### Parking Lot

##### Next To Main Entrance, Left Accessible Space

Parking Lot , Parking Space : Outline is Faded, Damaged or Missing

#### Finding

The accessible parking space outline is faded, damaged, missing or otherwise not viewable.

**On-Site Finding** Faded or Damaged

#### Recommendation

Re-stripe the existing parking space marked as accessible to define the width of the space.

Recommendation See Recommendation

#### Costing Info (Estimated)

Re-stripe existing parking space \$350

**Code Reference** ADA 502, 502.2, CA 11B-502.2

**Record Number** 168157



## Library

### Parking - Exterior : Parking Lot , Parking Space

---

#### Parking Lot

##### Next To Main Entrance, Left Accessible Space

Parking Lot , Parking Space : Parking Space Slope

#### Finding

The surface of the accessible parking space has a slope greater than allowed.

**On-Site Finding** 3.70 percent

#### Recommendation

Pave the parking lot to provide a level surface.

Recommendation Up to 2.08 percent

#### Costing Info (Estimated)

Repave surface to correct slope and re-stripe \$3,800

**Code Reference** ADA 502, 502.4, CA 11B-502.4

**Record Number** 168158



### Parking - Exterior : Parking Lot , Warning Signage

---

#### Parking Lot

##### Next To Main Entrance, Left Accessible Space

Parking Lot , Warning Signage : Parking Lot Warnings

#### Finding

There is no \$250.00 fine sign at the parking space.

**On-Site Finding** Not Found

#### Recommendation

Provide a \$250.00 fine sign at the parking space.

Recommendation See Recommendation

#### Costing Info (Estimated)

Install signage \$300

**Code Reference** CA 11B-502.8

**Record Number** 168159



## Library

### Parking - Exterior : Parking Lot , Parking Space

---

#### Parking Lot

##### Next To Main Entrance, Right Accessible Space

Parking Lot , Parking Space : Parking Space ISA not Visible

#### Finding

The pavement marking at the designated accessible parking space is not centered and aligned with the end of the space.

**On-Site Finding** Not Visible

#### Recommendation

Provide a compliant pavement marking at the designated accessible parking space.

Recommendation See Recommendation

#### Costing Info (Estimated)

Stripe an access aisle \$220

**Code Reference** CA 11B-502.6.4

**Record Number** 168152



### Parking - Exterior : Parking Lot , Parking Space

---

#### Parking Lot

##### Next To Main Entrance, Right Accessible Space

Parking Lot , Parking Space : Outline is Faded, Damaged or Missing

#### Finding

The accessible parking space outline is faded, damaged, missing or otherwise not viewable.

**On-Site Finding** Faded or Damaged

#### Recommendation

Re-stripe the existing parking space marked as accessible to define the width of the space.

Recommendation See Recommendation

#### Costing Info (Estimated)

Re-stripe existing parking space \$350

**Code Reference** ADA 502, 502.2, CA 11B-502.2

**Record Number** 168149



**Library**

**Parking - Exterior : Parking Lot , Parking Space**

---

**Parking Lot**

**Next To Main Entrance, Right Accessible Space**

Parking Lot , Parking Space : Space is Not on Accessible Route

**Finding**

The path of travel from the accessible parking space is not on the primary route used by the general public and does not lead to the primary entrance of the facility from the parking lot.

**On-Site Finding**    None Found

**Recommendation**

Remove and relocate the designated accessible parking spaces. Accessible paved parking spaces shall be located on the shortest accessible route of travel to the facility for which it serves and shall coincide with the primary route and primary entrances used by the general public.

**Recommendation**        See Recommendation



**Costing Info (Estimated)**

Stripe vehicle space and access aisle, \$1,379  
install pole mounted signage, install  
concrete curb cut

**Code Reference**    ADA 502, 208, 208.3

**Record Number**        168150

## Library

**Parking - Exterior : Parking Lot , Warning Signage**

## Parking Lot

### Next To Main Entrance, Right Accessible Space

## Finding

There is no \$250.00 fine sign at the parking space.

**On-Site Finding**    Not Found

## Recommendation

Provide a \$250.00 fine sign at the parking space.

Recommendation	See Recommendation
----------------	--------------------

### Costing Info (Estimated)

Install signage	\$300
-----------------	-------

**Code Reference** CA 11B-502.8

Record Number 168151

Parking Lot , Warning Signage : Parking Lot Warnings



## Library

**Parking - Exterior : Parking Lot , Warning Signage**

## Parking Lot

## Warning Sign At Mariposa

Parking Lot , Warning Signage : No Parking Lot  
Warning Sign

## Finding

There is no warning signage posted regarding unauthorized use of accessible parking spaces in the parking lot.

**On-Site Finding**    Not Found

## Recommendation

Post a sign in a conspicuous place to the entrance of the parking lot, or immediately adjacent to and visible from each accessible parking space. The warning sign shall measure at least 17 inches by 22 inches in size and consist of lettering at least 1 inch in height that clearly and conspicuously states the following; "Unauthorized vehicles parked in designated accessible spaces not displaying distinguishing placards or license plates issued for persons with disabilities will be towed away at owner's expense. Towed vehicles may be reclaimed at \_\_\_\_ or by telephoning \_\_\_\_ ." Fill in the blank spaces with appropriate information as a permanent part of the sign and maintain the currency of the information.

Recommendation	See Recommendation
----------------	--------------------

### Costing Info (Estimated)

Install post mounted sign	\$250
---------------------------	-------

**Code Reference** CA 11B-502.8

Record Number 168165



## Library

**Parking - Exterior : Parking Lot , Warning Signage**

## Parking Lot

## Warning Sign At Sierra Madre Boulevard

Parking Lot , Warning Signage : No Parking Lot  
Warning Sign

## Finding

There is no warning signage posted regarding unauthorized use of accessible parking spaces in the parking lot.

**On-Site Finding**    Not Found

## Recommendation

Post a sign in a conspicuous place to the entrance of the parking lot, or immediately adjacent to and visible from each accessible parking space. The warning sign shall measure at least 17 inches by 22 inches in size and consist of lettering at least 1 inch in height that clearly and conspicuously states the following; "Unauthorized vehicles parked in designated accessible spaces not displaying distinguishing placards or license plates issued for persons with disabilities will be towed away at owner's expense. Towed vehicles may be reclaimed at \_\_\_\_ or by telephoning \_\_\_\_ ." Fill in the blank spaces with appropriate information as a permanent part of the sign and maintain the currency of the information.

Recommendation	See Recommendation
----------------	--------------------

### Costing Info (Estimated)

Install post mounted sign	\$250
---------------------------	-------

**Code Reference** CA 11B-502.8

Record Number 168166



Library

Curb Ramps - Exterior : Curb Ramp

Curb Ramp At The Accessible Parking Next To The Main Entrance

Curb Ramp : No Detectable Warnings

Finding

The curb ramp does not provide a detectable warning surface which includes truncated domes.

On-Site Finding Not Found

Recommendation

Provide compliant detectable warnings to surface.

Recommendation See Recommendation

Costing Info (Estimated)

Provide detectable warning to surface \$248

Code Reference CA 11B-406.5.12

Record Number 168090



Curb Ramps - Exterior : Curb Ramp

Curb Ramp At The Accessible Parking Next To The Main Entrance

Curb Ramp : Parallel Curb Ramp Left Side Slope

Finding

The running slope is greater than allowed.

On-Site Finding 13.30 percent

Recommendation

Provide a compliant curb ramp.

Recommendation Up to 8.33 percent

Costing Info (Estimated)

Install curb ramp \$1,300

Code Reference ADA 406.1, 405.2,CA 11B-406

Record Number 168091



## Library

### Curb Ramps - Exterior : Curb Ramp

---

#### Curb Ramp At The Accessible Parking Next To The Main Entrance

Curb Ramp : Parallel Curb Ramp Left Side  
Cross Slope

##### Finding

The cross slope is greater than allowed.

**On-Site Finding** 2.70 percent

##### Recommendation

Provide a compliant curb ramp.

Recommendation Up to 2.08 percent

##### Costing Info (Estimated)

Install curb ramp \$1,300

**Code Reference** ADA 406.1, 405.3, CA 11B-406.5.7

**Record Number** 168092



### Curb Ramps - Exterior : Curb Ramp

---

#### Curb Ramp At The Accessible Parking Next To The Main Entrance

Curb Ramp : Parallel Curb Ramp Right Side  
Width

##### Finding

The width of the curb ramp is less than required.

**On-Site Finding** 47.25 inches

##### Recommendation

Provide a compliant curb ramp.

Recommendation At least 48.00 inches

##### Costing Info (Estimated)

Install curb ramp \$1,300

**Code Reference** ADA 406.1, CA 11B-406.5.2, CA 11B-406

**Record Number** 168093



## Library

### Curb Ramps - Exterior : Curb Ramp

---

#### Curb Ramp At The Accessible Parking Next To The Main Entrance

Curb Ramp : Parallel Curb Ramp Right Side Slope

##### Finding

The running slope is greater than allowed.

**On-Site Finding** 10.00 percent

##### Recommendation

Provide a compliant curb ramp.

Recommendation Up to 8.33 percent

##### Costing Info (Estimated)

Install curb ramp \$1,300

**Code Reference** ADA 406.1, 405.2, CA 11B-406

**Record Number** 168094



### Curb Ramps - Exterior : Curb Ramp , Landings and Transitions

---

#### Curb Ramp At The Accessible Parking Next To The Main Entrance

##### Bottom Landing

Curb Ramp , Landings and Transitions : Bottom Landing Slope

##### Finding

The slope at the bottom landing is greater than allowed.

**On-Site Finding** 3.30 percent

##### Recommendation

Provide a compliant bottom landing that does not exceed the maximum slope requirements.

Recommendation Up to 2.08 percent

##### Costing Info (Estimated)

Provide compliant landing \$240

**Code Reference** ADA 402, 406.4, 406.2, 403.3, 406.1, CA 11B-406.5.3

**Record Number** 168095



## Library

### Path of Travel - Exterior : Path Of Travel , Vertical Hazards

---

#### Around Benches Next To Main Entrance

##### Tree Limb

Path Of Travel , Vertical Hazards : Protruding Objects - Vertical Clearance

##### Finding

The vertical clearance height is less than required.

**On-Site Finding** 76.00 inches

##### Recommendation

Provide recommended vertical clearance.


Recommendation At least 80.00 inches

##### Costing Info (Estimated)

Provide recommended clearance \$108

**Code Reference** ADA 307, 307.4, CA 11B-307.4

**Record Number** 168073



### Path of Travel - Exterior : Path Of Travel , Walking Surfaces

---

#### Around Benches Next To Main Entrance

##### Exterior Walkway

Path Of Travel , Walking Surfaces : Walking Surface Slope

##### Finding

There are slopes greater than allowed maximum slope on the primary path of travel.

**On-Site Finding** 8.40 percent for 3.00 feet

##### Recommendation

Provide compliant sidewalk.


Recommendation Up to 5.00 percent

##### Costing Info (Estimated)

Install pathway \$3,600

**Code Reference** ADA 402, 403.3, CA 11B-403.3, CA 11B-402

**Record Number** 168072



## Library

### Path of Travel - Exterior : Path Of Travel , Walking Surfaces

---

#### From Rear Parking Accessible Space To Main Entrance

##### Change In Level

Path Of Travel , Walking Surfaces : Change in Level

##### Finding

There is a change in elevation greater than recommended value.

**On-Site Finding** 0.62 inches

##### Recommendation

Ensure that the change in elevation is within the recommended value.


Recommendation Up to 0.25 inches

##### Costing Info (Estimated)

Provide smooth surface \$300

**Code Reference** ADA 303, 403.4, 303.2, CA  
11B-303, CA 11B-403.4

**Record Number** 168070



### Path of Travel - Exterior : Path Of Travel , Vehicular Traffic

---

#### From Rear Parking Accessible Space To Main Entrance

##### Sidewalk Adjoins Parking Space

Path Of Travel , Vehicular Traffic : No Detectable Warnings

##### Finding

The pedestrian route adjoins vehicular traffic.

**On-Site Finding** None Found

##### Recommendation

Provide detectable warnings.

Recommendation See Recommendation

##### Costing Info (Estimated)

Install detectable warnings \$144

**Code Reference** ADA 705, CA 11B-247.1.2.5

**Record Number** 217521



## Library

### Path of Travel - Exterior : Path Of Travel , Vertical Hazards

---

#### From Rear Parking Accessible Space To Main Entrance

##### Tree Limb

Path Of Travel , Vertical Hazards : Protruding Objects - Vertical Clearance

##### Finding

The vertical clearance height is less than required.

**On-Site Finding** 37.00 inches

##### Recommendation

Provide recommended vertical clearance.

Recommendation At least 80.00 inches

##### Costing Info (Estimated)

Provide recommended clearance \$108

**Code Reference** ADA 307, 307.4, CA 11B-307.4

**Record Number** 168071



### Path of Travel - Exterior : Path Of Travel , Walking Surfaces

---

#### From Rear Parking Accessible Space To Main Entrance

##### Exterior Walkway

Path Of Travel , Walking Surfaces : Walking Surface Slope

##### Finding

There are slopes greater than allowed maximum slope on the primary path of travel.

**On-Site Finding** 10.40 percent for 85.00 feet

##### Recommendation

Provide compliant sidewalk.


Recommendation Up to 5.00 percent

##### Costing Info (Estimated)

Install pathway \$3,600

**Code Reference** ADA 402, 403.3, CA 11B-403.3, CA 11B-402

**Record Number** 168067



## Library

### Path of Travel - Exterior : Path Of Travel , Walking Surfaces

---

#### From Rear Parking Accessible Space To Main Entrance

##### Exterior Walkway

Path Of Travel , Walking Surfaces : Walking Surface Cross Slope

##### Finding

There are cross slopes greater than allowed on the primary path of travel.

**On-Site Finding** 3.60 percent for 65.00 feet

##### Recommendation

Provide compliant sidewalk.

Recommendation Up to 2.08 percent

##### Costing Info (Estimated)

Install pathway \$3,600

**Code Reference** ADA 402, 403.3, CA 11B-403.3

**Record Number** 168068



### Path of Travel - Exterior : Path Of Travel , Walking Surfaces

---

#### From Rear Parking Accessible Space To Main Entrance

##### Exterior Walkway

Path Of Travel , Walking Surfaces : Sidewalk Width

##### Finding

The width of the path of travel is insufficient.

**On-Site Finding** 46.37 inches

##### Recommendation

Widen the primary path of travel to provide the correct width.


Recommendation At least 48.00 inches

##### Costing Info (Estimated)

Widen pathway \$3,500

**Code Reference** ADA 210, 504, 403.5.1, CA 11B-403.5.1

**Record Number** 168069



## Library

### Path of Travel - Exterior : Path Of Travel , Walking Surfaces

---

#### From The Accessible Spaces To Main Entrance

##### Exterior Walkway

Path Of Travel , Walking Surfaces : Sidewalk Width

##### Finding

The width of the path of travel is insufficient.

**On-Site Finding** 47.50 inches

##### Recommendation

Widen the primary path of travel to provide the correct width.

Recommendation At least 48.00 inches

##### Costing Info (Estimated)

Widen pathway \$3,500

**Code Reference** ADA 210, 504, 403.5.1,CA 11B-403.5.1

**Record Number** 168120



### Path of Travel - Exterior : Path Of Travel , Vertical Hazards

---

#### From The Public Right Of Way

##### Tree Limb

Path Of Travel , Vertical Hazards : Protruding Objects - Vertical Clearance

##### Finding

The vertical clearance height is less than required.

**On-Site Finding** 77.00 inches

##### Recommendation

Provide recommended vertical clearance.

Recommendation At least 80.00 inches

##### Costing Info (Estimated)

Provide recommended clearance \$108

**Code Reference** ADA 307, 307.4,CA 11B-307.4

**Record Number** 168147



## Library

### Path of Travel - Exterior : Path Of Travel , Walking Surfaces

---

#### From The Public Right Of Way

##### Exterior Walkway

Path Of Travel , Walking Surfaces : Walking Surface Slope

##### Finding

There are slopes greater than allowed maximum slope on the primary path of travel.

**On-Site Finding** 5.70 percent

##### Recommendation

Provide compliant sidewalk.

Recommendation Up to 5.00 percent

##### Costing Info (Estimated)

Install pathway \$3,600

**Code Reference** ADA 402, 403.3, CA 11B-403.3, CA 11B-402

**Record Number** 168146



### Stairs - Exterior : Stairway , Handrails

---

#### Stairs Next To Employee Entrance

##### Run 1

Stairway , Handrails : No Handrails

##### Finding

There are no handrails provided on the stairway.

**On-Site Finding** None Found

##### Recommendation

Provide compliant handrails.


Recommendation See Recommendation

##### Costing Info (Estimated)

Add compliant handrail \$1,528

**Code Reference** ADA 504, 505.2, 504.6, CA 11B-504.6, CA 11B-505.2

**Record Number** 168082



## Library

### Stairs - Exterior : Stairway , Risers Striping

---

#### Stairs Next To Employee Entrance

##### Run 1

Stairway , Risers Striping : Risers Striping

#### Finding

There is detectable striping affixed to each tread of the stairway, however the strips do not contrast in color from that of the treads or are not at least two inches in width.

**On-Site Finding** None Found

#### Recommendation

Replace the detectable striping on each tread of the stairway with detectable striping that clearly contrasts in color and is at least 2 inches in width placed no more than 1 inch from the tread nose or landing.

Recommendation See Recommendation

#### Costing Info (Estimated)

Add color slip resistant strip to stair \$460  
treads

**Code Reference** ADA 504,CA 11B-504.4.1

**Record Number** 168083



**Library**

**Stairs - Exterior : Stairway**

**Stairs Next To Employee Entrance**

Stairway

**Finding**

Stairway is marked as primary access. There is no other means of vertical access.

**On-Site Finding** No Access

**Recommendation**

Provide a compliant means of vertical access.

Recommendation See Recommendation

**Costing Info (Estimated)**

Modify stairway \$4,816

**Code Reference** ADA 210, 504, 206.2, 402.2,CA  
11B-206.2,CA 11B-210,CA  
11B-402.2,CA 11B-504

**Record Number** 168081



## Library

### Doors - Interior : Door , Latch Side Clearance

---

#### Computer Literacy Center

##### Pull Side

Door , Latch Side Clearance : Front Approach  
Latch Side Clearance

##### Finding

There is less than the required latch side clearance on the pull side of the door.

**On-Site Finding** 2.00 inches

##### Recommendation

Provide required latch side clearance on the pull side of the door.

Recommendation At least 18.00 inches

##### Costing Info (Estimated)

Install automatic door opener \$4,000

**Code Reference** ADA 404, 404.2.4, CA 11B-404.2.4.1

Notes : Shelf obstructs latch side clearance.

**Record Number** 168075



### Doors - Interior : Door , Hardware

---

#### Computer Literacy Center

##### Single Knob

Door , Hardware : Non-Accessible Hardware

##### Finding

The door opening hardware is not accessible.

**On-Site Finding** Not Accessible

##### Recommendation

Provide accessible hardware on the door.

Recommendation See Recommendation

##### Costing Info (Estimated)

Replace existing lock set with lever handled lock set \$800

**Code Reference** ADA 404.2.7, 309.4, CA 11B-404.2.7

**Record Number** 168074



## Library

### Doors - Interior : Door , Clear Floor Space

---

#### Employee Entrance

##### Pull Side

Door , Clear Floor Space : Floor Mat

#### Finding

An unstable floor mat is provided at the door landing.

**On-Site Finding** Not Compliant

#### Recommendation

Provide a compliant floor mat for the door.

Recommendation See Recommendation

#### Costing Info (Estimated)

Install mat that grips to the floor surface \$126

**Code Reference** ADA 403.2, 302.1, CA 11B-302.1, CA 11B-403.2

**Record Number** 168077



### Doors - Interior : Door , Hardware

---

#### Employee Entrance

##### Push Bar / D Handle

Door , Hardware : Door Opening Pressure

#### Finding

The door opening force for this door is greater than allowed.

**On-Site Finding** 12.00 pounds

#### Recommendation

Adjust the closer on the door to meet the door opening force requirements.


Recommendation Up to 5.00 pounds

#### Costing Info (Estimated)

Adjust door closer pressure \$25

**Code Reference** ADA 404.2.9, CA 11B-404.2.9

**Record Number** 168076



## Library

### Doors - Interior : Door , Latch Side Clearance

---

#### Librarian Workroom

##### Push Side

Door , Latch Side Clearance : Front Approach  
Latch Side Clearance

##### Finding

There is less than the required latch side clearance on the push side of the door.

**On-Site Finding** 2.00 inches

##### Recommendation

Provide the recommended latch side clearance on the push side of the door. Otherwise, install an automatic door opening device.

Recommendation At least 12.00 inches

##### Costing Info (Estimated)

Install automatic door opener \$2,921

**Code Reference** ADA 404, 404.2.4, 404.2.4.1, CA  
11B-404.2.4.1

**Record Number** 168121



### Doors - Interior : Door , Latch Side Clearance

---

#### Library Director

##### Pull Side

Door , Latch Side Clearance : Front Approach  
Latch Side Clearance

##### Finding

There is less than the required latch side clearance on the pull side of the door.

**On-Site Finding** 9.50 inches

##### Recommendation

Provide required latch side clearance on the pull side of the door.

Recommendation At least 18.00 inches


##### Costing Info (Estimated)

Install automatic door opener \$4,000

**Code Reference** ADA 404, 404.2.4, CA 11B-404.2.4.1

Notes : Furniture obstructs latch side clearance.

**Record Number** 168039



## Library

### Doors - Interior : Door , Hardware

---

#### Library Director

##### Single Knob

Door , Hardware : Non-Accessible Hardware

#### Finding

The door opening hardware is not accessible.

**On-Site Finding** Not Accessible

#### Recommendation

Provide accessible hardware on the door.

Recommendation See Recommendation

#### Costing Info (Estimated)

Replace existing lock set with lever handled lock set \$800

**Code Reference** ADA 404.2.7, 309.4, CA 11B-404.2.7

**Record Number** 168038



### Doors - Interior : Door

---

#### Library Director

Door : Door Opening Height

#### Finding

The vertical clearance height of the door is less than required.

**On-Site Finding** 79.50 inches

#### Recommendation

Extend the height of the doorway to provide the required clearance height.


Recommendation At least 80.00 inches

#### Costing Info (Estimated)

Install compliant door \$2,000

**Code Reference** ADA 307, 404, 307.4, CA 11B-307, CA 11B-404

**Record Number** 168037



## Library

### Doors - Interior : Door , Latch Side Clearance

---

#### Local History Room

##### Pull Side

Door , Latch Side Clearance : Front Approach  
Latch Side Clearance

##### Finding

There is less than the required latch side clearance on the pull side of the door.

**On-Site Finding** 2.12 inches

##### Recommendation

Provide required latch side clearance on the pull side of the door.

Recommendation At least 18.00 inches

##### Costing Info (Estimated)

Install automatic door opener \$4,000

**Code Reference** ADA 404, 404.2.4, CA 11B-404.2.4.1

Notes : Shelf obstructs latch side clearance.

**Record Number** 168065



### Doors - Interior : Door

---

#### Local History Room

Door : Door Opening Height

##### Finding

The vertical clearance height of the door is less than required.

**On-Site Finding** 79.62 inches

##### Recommendation

Extend the height of the doorway to provide the required clearance height.

Recommendation At least 80.00 inches

##### Costing Info (Estimated)

Install compliant door \$2,000

**Code Reference** ADA 307, 404, 307.4, CA 11B-307, CA 11B-404

**Record Number** 168064



## Library

### Doors - Interior : Door , Clear Floor Space

---

#### Main Entrance

Door , Clear Floor Space : Floor Surface Slope

#### Finding

There is no level landing at this Automatic door.

**On-Site Finding** 3.70 percent

#### Recommendation

Provide a level landing for the automatic door.

Recommendation Up to 2.08 percent

#### Costing Info (Estimated)

Correct slopes \$1,040

**Code Reference** ADA 404, 404.2.4.4,CA  
11B-404.2.4.4

**Record Number** 217522



### Doors - Interior : Door , Hardware

---

#### Staff Unisex Restroom

##### Lever

Door , Hardware : Door Opening Pressure

#### Finding

The door opening force for this door is greater than allowed.

**On-Site Finding** 8.00 pounds

#### Recommendation

Adjust the closer on the door to meet the door opening force requirements.


Recommendation Up to 5.00 pounds

#### Costing Info (Estimated)

Adjust door closer pressure \$25

**Code Reference** ADA 404.2.9,CA 11B-404.2.9

**Record Number** 168115



## Library

### Doors - Interior : Door

---

#### Staff Unisex Restroom

##### Lever

Door : Door Hardware

##### Finding

Has a door stop.

**On-Site Finding** Found

##### Recommendation

Remove the door stop.

Recommendation See Recommendation

##### Costing Info (Estimated)

Remove door stop \$50

**Code Reference** ADA 404, 404.2.10, CA 11B-404.2.10

**Record Number** 168116



### Doors - Interior : Door , Latch Side Clearance

---

#### Staff Unisex Restroom

##### Pull Side

Door , Latch Side Clearance : Front Approach  
Latch Side Clearance

##### Finding

There is less than the required latch side clearance on the pull side of the door.

**On-Site Finding** 6.12 inches

##### Recommendation

Provide required latch side clearance on the pull side of the door.


Recommendation At least 18.00 inches

##### Costing Info (Estimated)

Install automatic door opener \$4,000

**Code Reference** ADA 404, 404.2.4, CA 11B-404.2.4.1

**Record Number** 168117



## Library

### Doors - Interior : Door , Clear Floor Space

---

#### Staff Unisex Restroom

##### Pull Side

Door , Clear Floor Space : Front Approach Clear Floor Space Length

##### Finding

There is not enough clear floor space provided at the pull side of the door.

**On-Site Finding** 42.75 inches

##### Recommendation

Provide the recommended clear floor space on the pull side of the door.

Recommendation At least 60.00 inches

##### Costing Info (Estimated)

Install automatic door opener \$2,921

**Code Reference** ADA 404, 404.2.4, CA 11B-404.2.4

**Record Number** 168119



### Doors - Interior : Door , Clear Floor Space

---

#### Staff Unisex Restroom

##### Push Side

Door , Clear Floor Space : Front Approach Clear Floor Space Length

##### Finding

There is not enough clear floor space provided at the push side of the door .

**On-Site Finding** 18.00 inches

##### Recommendation

Provide the recommended clear floor space on the push side of the door.

Recommendation At least 48.00 inches


##### Costing Info (Estimated)

Install automatic door opener \$4,000

**Code Reference** ADA 404, 404.2.4, CA 11B-404.2.4.1

Notes : Toilet obstructs clear floor space length.

**Record Number** 168118



## Library

### Doors - Interior : Door

---

#### Staff Unisex Restroom

Door : Door Closer Vertical Clearance

##### Finding

The door closing device limits the required headroom clearance.

**On-Site Finding** 77.75 inches

##### Recommendation

Replace the door closing device with a device that fits above the door casing and does not protrude into the primary path of travel.

Recommendation At least 78.00 inches

##### Costing Info (Estimated)

Install new door opener \$250

**Code Reference** ADA 404, 404.2.3, CA 11B-404.2.3

**Record Number** 168112



### Doors - Interior : Door

---

#### Staff Unisex Restroom

Door : Door Opening Width

##### Finding

The clear opening width of the door is less than required.

**On-Site Finding** 27.37 inches

##### Recommendation

Widen the door opening and install a door that provides at least the minimum clear width with the door open 90 degrees.

Recommendation At least 32.00 inches

##### Costing Info (Estimated)

Widen existing door and add accessible hardware \$1,750

**Code Reference** ADA 404, 404.2.3, CA 11B-404.2.3

**Record Number** 168113



## Library

### Doors - Interior : Door

---

#### Staff Unisex Restroom

Door : Door Opening Height

##### Finding

The vertical clearance height of the door is less than required.

**On-Site Finding** 79.37 inches

##### Recommendation

Extend the height of the doorway to provide the required clearance height.

Recommendation At least 80.00 inches

##### Costing Info (Estimated)

Install compliant door \$2,000

**Code Reference** ADA 307, 404, 307.4, CA 11B-307, CA 11B-404

**Record Number** 168114



### Counters - Interior : Library , Checkout Counter

---

#### Adult Library

##### Checkout

Library , Checkout Counter : Check Out Counter Length

##### Finding

The length of the counter or desk does not comply with length requirements. No equivalent facilitation is provided in the area.

**On-Site Finding** 35.62 inches

##### Recommendation

Provide a counter or desk with the required length.

Recommendation At least 36.00 inches

##### Costing Info (Estimated)

Provide compliant counter \$545

**Code Reference** ADA 904, 904.4.1

**Record Number** 168043



## Library

### Signage - Interior : Signage

---

#### Computer Literacy Center, Local History Room

Signage : No Room Identification

##### Finding

There is no room identification signage.

**On-Site Finding** None Found

##### Recommendation

Install room identification signage.

Recommendation See Recommendation

##### Costing Info (Estimated)

Install signage \$316

**Code Reference** ADA 703, 216, 216.2, CA 11B-216.2

**Record Number** 168096



### Signage - Exterior : Signage , Signage

---

#### Directional Signage From The Public Right Of Way

Signage , Signage : No Directional or Information Signage

##### Finding

There is no directional signage.

**On-Site Finding** None Found

##### Recommendation

Install directional signage to each accessible element or room.

Recommendation See Recommendation

##### Costing Info (Estimated)

Install signage \$158

**Code Reference** ADA 703, 216, 216.3, CA 11B-216.3, 703.5, CA 11B-703.5

**Record Number** 168066



## Library

### Signage - Interior : Signage

---

#### Employee Entrance

Signage : No Room Identification

##### Finding

There is no room identification signage.

**On-Site Finding** None Found

##### Recommendation

Install room identification signage.

Recommendation See Recommendation

##### Costing Info (Estimated)

Install signage \$158

**Code Reference** ADA 703, 216, 216.2, CA 11B-216.2

**Record Number** 168148



### Signage - Interior : Signage

---

#### Librarian Workroom

Signage : No Room Identification

##### Finding

There is no room identification signage.

**On-Site Finding** None Found

##### Recommendation

Install room identification signage.


Recommendation See Recommendation

##### Costing Info (Estimated)

Install signage \$158

**Code Reference** ADA 703, 216, 216.2, CA 11B-216.2

**Record Number** 168063



## Library

### Signage - Interior : Signage

---

#### Library Director

Signage : No Room Identification

#### Finding

There is no room identification signage.

**On-Site Finding** None Found

#### Recommendation

Install room identification signage.

Recommendation See Recommendation

#### Costing Info (Estimated)

Install signage \$158

**Code Reference** ADA 703, 216, 216.2, CA 11B-216.2

**Record Number** 168128



### Signage - Interior : Signage , Signage

---

#### Main Entrance

Signage , Signage : No Accessible Element/Entrance Signage

#### Finding

There is no room signage.

**On-Site Finding** None Found

#### Recommendation

Install accessible room signage.

Recommendation See Recommendation

#### Costing Info (Estimated)

Install signage \$158

**Code Reference** ADA 216.2, 216.6, CA 11B-216.2, CA 11B-216.6

**Record Number** 168040



## Library

### Restrooms - Interior : Restroom , Toilet

---

#### Mens Restroom

Restroom , Toilet : Toilet Distance From Wall

#### Finding

The distance from the center of the toilet to the nearest side wall does not meet the required distance.

**On-Site Finding** 18.37 inches on center

#### Recommendation

Relocate the toilet so the distance from the center line of the toilet to the nearest side wall meets the required distance.

Recommendation 17.00 - 18.00 inches

#### Costing Info (Estimated)

Relocate fixture \$2,500

**Code Reference** ADA 603, 604.7, 604.2, CA 11B-604.2

**Record Number** 168105



### Restrooms - Interior : Restroom , Toilet

---

#### Mens Restroom

Restroom , Toilet : Toilet Seat Height

#### Finding

The height of the toilet seat is not at the required height.

**On-Site Finding** 16.00 inches

#### Recommendation

Adjust or modify the toilet so the seat height is at the required accessible height.

Recommendation 17.00 - 19.00 inches

#### Costing Info (Estimated)

Modify fixture \$1,707

**Code Reference** ADA 603, 604.4, CA 11B-604.4

**Record Number** 168106



## Library

### Restrooms - Interior : Restroom , Toilet

---

#### Mens Restroom

Restroom , Toilet : Toilet Flush Control not on Wide Side

#### Finding

The flush control on the toilet is not on the wide (approach) side of the toilet.

**On-Site Finding** Wrong Side of Toilet

#### Recommendation

Relocate the flush control so it is on the wide (approach) side of the toilet area. Flush controls shall be hand-operated or automatic mechanisms.

Recommendation See Recommendation

#### Costing Info (Estimated)

Relocate flush valve \$127

**Code Reference** ADA 603, 604.6, CA 11B-604.6

**Record Number** 168108



### Restrooms - Interior : Restroom , Grab Bars

---

#### Mens Restroom

Restroom , Grab Bars : Grab Bar Distance From Back Wall

#### Finding

The distance from the rear wall to the side grab bar is greater than allowed.

**On-Site Finding** 12.50 inches

#### Recommendation

Remount the side grab bar so it meets the distance requirements from the back wall.

Recommendation Up to 12.00 inches

#### Costing Info (Estimated)

Provide compliant grab bar \$267

**Code Reference** ADA 603, 609, 604.5.1, CA 11B-604.5.1

**Record Number** 168109



## Library

### Restrooms - Interior : Restroom , Grab Bar

---

#### Mens Restroom

Restroom , Grab Bar : Rear Grab Bar Location

#### Finding

Rear grab bar location is not compliant.

**On-Site Finding** Not Compliant

#### Recommendation

Remount the rear grab bar to provide a minimum of 12 inches of extension from the center line of the of the water closet on one side and 24 inches of extension on the side.

Recommendation See Recommendation

#### Costing Info (Estimated)

Provide a compliant back grab bar. \$267

**Code Reference** ADA 604.5.2,CA 11B-604.5.2

**Record Number** 168110



### Restrooms - Interior : Restroom , Toilet Compartment

---

#### Mens Restroom

Restroom , Toilet Compartment : Toilet Paper Dispenser Distance From Seat

#### Finding

The location of the toilet paper dispenser is not within the required distance from the front edge of the toilet seat.

**On-Site Finding** 10.00 inches

#### Recommendation

Remount the toilet paper dispenser so it is within the required distance from the front edge of the toilet seat. Toilet paper dispensers must allow continuous paper flow and shall not interfere with the use of the side grab bar.

Recommendation 7.00 - 9.00 inches

#### Costing Info (Estimated)

Provide compliant dispenser \$277

**Code Reference** ADA 603, 604.7,CA 11B-604.7,CA 11B-309.4

**Record Number** 168111



## Library

### Restrooms - Interior : Restroom , Mirror

---

#### Mens Restroom

Restroom , Mirror : Mirror Bottom Edge Height

##### Finding

The bottom edge of the reflective surface of the mirror is not at the correct height.

**On-Site Finding** 41.00 inches

##### Recommendation

Lower the mirror so the bottom edge of the reflective surface is no higher than recommended above the finished floor.

Recommendation Up to 40.00 inches

##### Costing Info (Estimated)

Lower mirror \$300

**Code Reference** ADA 603, 213, 603.3, CA 11B-603.3

**Record Number** 168135



### Restrooms - Interior : Restroom , Door Signage

---

#### Mens Restroom

##### Door Sign - Male

Restroom , Door Signage : Door Signage Height

##### Finding

The gender use signage on the entrance door is not mounted at the required height.

**On-Site Finding** 60.50 inches

##### Recommendation

Post gender use signage on the center of the door at the required height.

Recommendation 58.00 - 60.00 inches

##### Costing Info (Estimated)

Install signage \$158

**Code Reference** CA 11B-703.7.2.6

**Record Number** 168136



## Library

### Restrooms - Interior : Restroom , Lavatory

---

#### Mens Restroom

##### Lavatory

Restroom , Lavatory : Lavatory Surface Height

#### Finding

The height of the counter surface is greater than allowed.

**On-Site Finding** 34.12 inches

#### Recommendation

Relocate or replace the lavatory to provide a maximum counter surface height of no greater than recommended.

Recommendation Up to 34.00 inches

#### Costing Info (Estimated)

Provide compliant lavatory \$1,286

**Code Reference** ADA 213, 606, 606.3, CA 11B-213, CA 11B-606.3

**Record Number** 168133



### Restrooms - Interior : Restroom , Lavatory

---

#### Mens Restroom

##### Lavatory

Restroom , Lavatory : Lavatory - Supply Lines not wrapped

#### Finding

Supply lines are not wrapped at the lavatory.

**On-Site Finding** Not Wrapped

#### Recommendation

Wrap the supply lines around lavatory according to compliance.

Recommendation See Recommendation

#### Costing Info (Estimated)

Wrap supply lines \$149

**Code Reference** ADA 213, 606, 606.5, CA 11B-606.5

**Record Number** 168134



## Library

### Restrooms - Interior : Restroom , Dispensers

---

#### Mens Restroom

##### Soap

Restroom , Dispensers : Dispenser Height

##### Finding

The height of the controls and operating mechanisms for the dispenser is not at the correct height.

**On-Site Finding** 42.50 inches

##### Recommendation

Relocate the dispenser to the correct height.

Recommendation Up to 40.00 inches

##### Costing Info (Estimated)

Provide compliant dispenser \$277

**Code Reference** ADA 309, 205, 308, 606, 308.1, CA 11B-603.5

**Record Number** 168132



### Restrooms - Interior : Restroom , Wall Signage

---

#### Mens Restroom

##### Wall Sign

Restroom , Wall Signage : No Wall Signage

##### Finding

There is no signage indicating accessibility on the latch side of the entry door of the restroom.

**On-Site Finding** None Found

##### Recommendation

Provide compliant signage on latch side of door.

Recommendation See Recommendation

##### Costing Info (Estimated)

Install signage \$158

**Code Reference** ADA 703, 216, 216.8, CA 11B-216.8

**Record Number** 168137



## Library

### Restrooms - Interior : Restroom

---

#### Mens Restroom

Restroom : Circular Turning Space Diameter

#### Finding

There is not sufficient clear floor space in the restroom to accommodate an individual in a wheelchair.

**On-Site Finding** 56.00 inches

#### Recommendation

Modify the restroom to provide sufficient clear floor space for a turning radius in the restroom to accommodate an individual in a wheelchair.

Recommendation At least 60.00 inches

#### Costing Info (Estimated)

Install single-use toilet room \$14,000

**Code Reference** ADA 603, 304, 304.3.1, 603.2.1, 304.3, 603.2, CA 11B-304.3

Notes : Circular turning space reduced by lavatory.

**Record Number** 168131



### Restrooms - Interior : Restroom , Toilet

---

#### Staff Unisex Restroom

Restroom , Toilet : Toilet Distance From Wall

#### Finding

The distance from the center of the toilet to the nearest side wall does not meet the required distance.

**On-Site Finding** 21.25 inches on center

#### Recommendation

Relocate the toilet so the distance from the center line of the toilet to the nearest side wall meets the required distance.

Recommendation 17.00 - 18.00 inches

#### Costing Info (Estimated)

Relocate fixture \$2,500

**Code Reference** ADA 603, 604.7, 604.2, CA 11B-604.2

**Record Number** 168050



## Library

### Restrooms - Interior : Restroom , Toilet

---

#### Staff Unisex Restroom

Restroom , Toilet : Toilet Minimum Distance From Any fixture

##### Finding

The toilet is not located in a space which provides the minimum required distance from a fixture or the minimum required clear space from a wall at the wide side.

**On-Site Finding** 21.50 inches

##### Recommendation

Locate the toilet in a space which provides the required clearances.

Recommendation At least 42.00 inches

##### Costing Info (Estimated)

Relocate fixture \$2,500

**Code Reference** ADA 603, 604.2, CA 11B-604.2

**Record Number** 168052



### Restrooms - Interior : Restroom , Toilet

---

#### Staff Unisex Restroom

Restroom , Toilet : Toilet Clear Floor Space

##### Finding

There is less than the required minimum space in front of the toilet.

**On-Site Finding** 40.12 inches

##### Recommendation

Create the required minimum clear space in front of the toilet.

Recommendation At least 48.00 inches

##### Costing Info (Estimated)

Modify space \$3,500

**Code Reference** ADA 603, CA 11B-604.8.1

**Record Number** 168053



**Library**

**Restrooms - Interior : Restroom , Grab Bars**

---

**Staff Unisex Restroom**

Restroom , Grab Bars : Side Grab Bar Length

**Finding**

The length of the side grab bar is less than required.

**On-Site Finding** 18.00 inches

**Recommendation**

Replace the side grab bar with a compliant grab bar.

Recommendation At least 42.00 inches

**Costing Info (Estimated)**

Provide compliant grab bar \$267

**Code Reference** ADA 603, 609, 604.5.1,CA  
11B-604.5.1

**Record Number** 168054



**Restrooms - Interior : Restroom , Grab Bars**

---

**Staff Unisex Restroom**

Restroom , Grab Bars : Grab Bar Distance From Back Wall

**Finding**

The distance from the rear wall to the side grab bar is greater than allowed.

**On-Site Finding** 14.75 inches

**Recommendation**

Remount the side grab bar so it meets the distance requirements from the back wall.

Recommendation Up to 12.00 inches

**Costing Info (Estimated)**

Provide compliant grab bar \$267

**Code Reference** ADA 603, 609, 604.5.1,CA  
11B-604.5.1

**Record Number** 168055



## Library

### Restrooms - Interior : Restroom , Grab Bars

---

#### Staff Unisex Restroom

Restroom , Grab Bars : Distance from Back Wall to Front of Grab Bar

##### Finding

The distance from the back wall to the front of the grab bar is less than required.

**On-Site Finding** 32.75 inches

##### Recommendation

Install or move the grab bar to create the required distance from the back wall to the front of the grab bar.

Recommendation At least 54.00 inches

##### Costing Info (Estimated)

Provide compliant grab bar \$267

**Code Reference** ADA 603, 609, 604.5.1,CA  
11B-604.5.1,CA 11B-609

**Record Number** 168056



### Restrooms - Interior : Restroom , Grab Bars

---

#### Staff Unisex Restroom

Restroom , Grab Bars : Distance from Front Edge of Toilet to Front of Grab Bar

##### Finding

The distance from the front edge of the toilet to the front edge of the side grab bar is insufficient.

**On-Site Finding** 2.75 inches

##### Recommendation

Install or relocate the side grab bar so that the distance from the front edge of the toilet to the front edge of the side grab bar meets the required minimum distance.


Recommendation At least 24.00 inches

##### Costing Info (Estimated)

Provide compliant grab bar \$267

**Code Reference** CA 11B-604.5.1

**Record Number** 168057



**Library**

**Restrooms - Interior : Restroom , Grab Bars**

---

**Staff Unisex Restroom**

Restroom , Grab Bars : Side Grab Bar Height

**Finding**

The height of the side grab bar is not at the correct height.

**On-Site Finding** 31.25 inches

**Recommendation**

Remount the grab bar so it is at the correct height.

Recommendation 33.00 - 36.00 inches

**Costing Info (Estimated)**

Relocate compliant grab bars and patch \$500

**Code Reference** ADA 603, 609, 609.4,CA  
11B-609.4,CA 11B-604.5

**Record Number** 168058



**Restrooms - Interior : Restroom , Toilet Compartment**

---

**Staff Unisex Restroom**

Restroom , Toilet Compartment : Coat Hook Height

**Finding**

The coat hook is not mounted at the correct height.

**On-Site Finding** 63.37 inches

**Recommendation**

Mount the coat hook at the recommended height.

Recommendation 15.00 - 48.00 inches

**Costing Info (Estimated)**

Move coat hook \$50

**Code Reference** ADA 308, 603.4, 308.1,CA  
11B-308,CA 11B-603.4,CA  
11B-604.8.3

**Record Number** 168059



## Library

### Restrooms - Interior : Restroom , Toilet Compartment

---

#### Staff Unisex Restroom

Restroom , Toilet Compartment : Toilet Paper  
Dispenser Distance From Seat

##### Finding

The location of the toilet paper dispenser is not within the required distance from the front edge of the toilet seat.

**On-Site Finding** 1.00 inches

##### Recommendation

Remount the toilet paper dispenser so it is within the required distance from the front edge of the toilet seat. Toilet paper dispensers must allow continuous paper flow and shall not interfere with the use of the side grab bar.

Recommendation 7.00 - 9.00 inches

##### Costing Info (Estimated)

Provide compliant dispenser \$277

**Code Reference** ADA 603, 604.7, CA 11B-604.7, CA  
11B-309.4

**Record Number** 168060



### Restrooms - Interior : Restroom , Door Signage

---

#### Staff Unisex Restroom

##### Door Sign - Unisex

Restroom , Door Signage : No Door Signage

##### Finding

There is no gender use signage on the entrance door.

**On-Site Finding** None Found

##### Recommendation

Post gender use signage on the center of the door at the required height.

Recommendation See Recommendation

##### Costing Info (Estimated)

Install signage \$158

**Code Reference** CA 11B-216.8, CA 11B-703.7.2.6

**Record Number** 168178



**Library**

**Restrooms - Interior : Restroom , Lavatory**

---

**Staff Unisex Restroom**

**Lavatory**

Restroom , Lavatory : Lavatory Type

**Finding**

The lavatory is in an enclosed cabinet, thereby preventing an accessible forward approach.

**On-Site Finding** Not Accessible

**Recommendation**

Lavatories in restrooms must provide clear floor space in front of the lavatory for an accessible forward approach and shall provide the minimum required primary age group knee and toe clearances. If sufficient clear floor space and compliant clearances can not be provided, remove the lavatory cabinet and replace with an accessible wall-mounted lavatory unit.

Recommendation See Recommendation



**Costing Info (Estimated)**

Remove base cabinets, add additional bracing \$420

**Code Reference** ADA 213, 606, 606.2,CA  
11B-606.2,CA 11B-305,CA 11B-306

**Record Number** 168170

**Library**

**Restrooms - Interior : Restroom , Lavatory**

---

**Staff Unisex Restroom**

**Lavatory**

Restroom , Lavatory : Lavatory Apron Height

**Finding**

The apron height under the lavatory is less than the required minimum height.

**On-Site Finding** 24.00 inches

**Recommendation**

Raise or replace the lavatory to provide the minimum required apron height.

**Recommendation** At least 29.00 inches

**Costing Info (Estimated)**

Provide compliant lavatory \$2,500

**Code Reference** ADA 213, 606, 306.3,CA  
11B-306.3.3,CA 11B-606.2

**Record Number** 168171



## Library

### Restrooms - Interior : Restroom , Lavatory

---

#### Staff Unisex Restroom

##### Lavatory

Restroom , Lavatory : Lavatory Knee Clearance

##### Finding

The knee clearance space under the lavatory is less than the required minimum height.

**On-Site Finding** 24.00 inches

##### Recommendation

Raise or replace the lavatory to provide the minimum required knee clearance.

Recommendation At least 27.00 inches

##### Costing Info (Estimated)

Provide compliant lavatory \$1,286

**Code Reference** ADA 213, 606, 606.2, 306.3.1, CA  
11B-606.2, CA 11B-306.3.1

**Record Number** 168172



### Restrooms - Interior : Restroom , Lavatory

---

#### Staff Unisex Restroom

##### Lavatory

Restroom , Lavatory : Lavatory Clear Floor Space Width

##### Finding

There is not sufficient clear floor space provided to allow an accessible forward approach.

**On-Site Finding** 9.87 inches

##### Recommendation

Relocate the lavatory to provide clear floor space.

Recommendation At least 30.00 inches

##### Costing Info (Estimated)

Install new sink, faucet and handles \$2,261

**Code Reference** ADA 213, 606, 606.2, 305.3, CA  
11B-606.2, CA 11B-305

**Record Number** 168173



## Library

### Restrooms - Interior : Restroom , Lavatory

---

#### Staff Unisex Restroom

##### Lavatory

Restroom , Lavatory : Lavatory Clear Floor Space Length

##### Finding

There is not sufficient clear floor space provided to allow an accessible forward approach.

**On-Site Finding** 19.37 inches

##### Recommendation

Relocate the lavatory to provide clear floor space.

Recommendation At least 48.00 inches

##### Costing Info (Estimated)

Install new sink, faucet and handles \$2,261

**Code Reference** ADA 213, 606, 606.2, 305.3, CA 11B-606.2, CA 11B-305

**Record Number** 168174



### Restrooms - Interior : Restroom , Lavatory

---

#### Staff Unisex Restroom

##### Lavatory

Restroom , Lavatory : Lavatory Pipes Not Wrapped

##### Finding

The pipes under the lavatory do not provide protection against contact.

**On-Site Finding** Pipes not wrapped.

##### Recommendation

Insulate or otherwise configure pipes under the lavatory to protect against contact. Make certain there are no sharp or abrasive surfaces under the lavatory.


Recommendation See Recommendation

##### Costing Info (Estimated)

Wrap pipes \$149

**Code Reference** ADA 213, 606, 606.5, CA 11B-606.5

**Record Number** 168175



## Library

### Restrooms - Interior : Restroom , Lavatory

---

#### Staff Unisex Restroom

##### Lavatory

Restroom , Lavatory : Lavatory - Supply Lines not wrapped

#### Finding

Supply lines are not wrapped at the lavatory.

**On-Site Finding** Not Wrapped

#### Recommendation

Wrap the supply lines around lavatory according to compliance.

Recommendation See Recommendation

#### Costing Info (Estimated)

Wrap supply lines \$149

**Code Reference** ADA 213, 606, 606.5, CA 11B-606.5

**Record Number** 168176



### Restrooms - Interior : Restroom , Dispensers

---

#### Staff Unisex Restroom

##### Paper Towel

Restroom , Dispensers : Dispenser Height

#### Finding

The height of the controls and operating mechanisms for the dispenser is not at the correct height.

**On-Site Finding** 50.50 inches

#### Recommendation

Relocate the dispenser to the correct height.

Recommendation Up to 40.00 inches

#### Costing Info (Estimated)

Provide compliant dispenser \$277

**Code Reference** ADA 309, 205, 308, 606, 308.1, CA 11B-603.5

**Record Number** 168169



## Library

### Restrooms - Interior : Restroom , Mirror

---

#### Staff Unisex Restroom

Restroom , Mirror : Mirror Bottom Edge Height

##### Finding

The bottom edge of the reflective surface of the mirror is not at the correct height.

**On-Site Finding** 47.25 inches

##### Recommendation

Lower the mirror so the bottom edge of the reflective surface is no higher than recommended above the finished floor.

Recommendation Up to 40.00 inches

##### Costing Info (Estimated)

Lower mirror \$300

**Code Reference** ADA 603, 213, 603.3, CA 11B-603.3

**Record Number** 168177



### Restrooms - Interior : Restroom , Wall Signage

---

#### Staff Unisex Restroom

##### Wall Sign

Restroom , Wall Signage : No Wall Signage

##### Finding

There is no signage indicating accessibility on the latch side of the entry door of the restroom.

**On-Site Finding** None Found

##### Recommendation

Provide compliant signage on latch side of door.

Recommendation See Recommendation

##### Costing Info (Estimated)

Install signage \$158

**Code Reference** ADA 703, 216, 216.8, CA 11B-216.8

**Record Number** 168179



**Library**

**Restrooms - Interior : Restroom , Toilet Compartment**

---

**Staff Unisex Restroom**

Restroom , Toilet Compartment : Seat Cover  
Dispenser Behind Toilet

**Finding**

The location of the seat cover dispenser does not provide sufficient clear floor space.

**On-Site Finding** Not Accessible

**Recommendation**

Relocate the seat cover dispenser so it provides sufficient clear floor space and does not interfere with the use of a grab bar. Make certain that the height of all operable parts of the seat cover dispenser is within reach range above the finished floor.

Recommendation See Recommendation

**Costing Info (Estimated)**

Provide compliant dispenser \$277

**Code Reference** ADA 304, 309.2, 305.1,CA  
11B-603.5,CA 11B-309.2,CA  
11B-305.1

**Record Number** 168046



**Library**

**Restrooms - Interior : Restroom , Toilet Compartment**

---

**Staff Unisex Restroom**

Restroom , Toilet Compartment : Toilet Clear  
Floor Space Width

**Finding**

There is not a minimum of 60 inches of clearance around the water closet measured perpendicular from the side wall.

**On-Site Finding** 43.00 inches

**Recommendation**

Clearance around a water closet shall be 60 inches (1525 mm) minimum measured perpendicular from the side wall and 56 inches (1420 mm) minimum measured perpendicular from the rear wall.

Recommendation At least 60.00 inches

**Costing Info (Estimated)**

Modify fixture \$1,707

**Code Reference** ADA 603, 502.4, 604.3.1

**Record Number** 168047



## Library

### Restrooms - Interior : Restroom , Grab Bars

---

#### Staff Unisex Restroom

Restroom , Grab Bars : No Back Wall Grab Bar

#### Finding

There is no back grab bar at the toilet compartment.

**On-Site Finding** None Found

#### Recommendation

Install the required grab bars in the toilet compartment.

Recommendation See Recommendation

#### Costing Info (Estimated)

Provide compliant grab bar \$267

**Code Reference** ADA 603, 604.5, 604.8.1.5,CA  
11B-604.5,CA 11B-604.8.1.5

**Record Number** 168048



### Restrooms - Interior : Restroom , Toilet Compartment

---

#### Staff Unisex Restroom

Restroom , Toilet Compartment : Seat Cover  
Dispenser Height

#### Finding

The height of the operable parts of the seat cover dispenser is greater than the allowed maximum height.

**On-Site Finding** 47.00 inches

#### Recommendation

Lower the seat cover dispenser so the height of all operable parts meets the required accessible height. Make certain that the location of the seat cover dispenser does not interfere with the use of a grab bar.

Recommendation Up to 40.00 inches

#### Costing Info (Estimated)

Provide compliant dispenser \$277

**Code Reference** ADA 309, 205, 308, 606, 308.2,CA  
11B-603.5

**Record Number** 168049



## Library

### Restrooms - Interior : Restroom

---

#### Staff Unisex Restroom

Restroom : No Door Privacy Lock and Occupied Indicator

##### Finding

The restroom door does not provide a compliant privacy lock with occupancy indicator.

**On-Site Finding** None Found

##### Recommendation

Install a compliant privacy lock with occupancy indicator to the door.

Recommendation See Recommendation

##### Costing Info (Estimated)

Replace existing lock set with lever handled lock set \$804

**Code Reference** ADA 213, 213.2.1, CA 11B-213.2.1

**Record Number** 168167



### Restrooms - Interior : Restroom

---

#### Staff Unisex Restroom

Restroom : Circular Turning Space Diameter

##### Finding

There is not sufficient clear floor space in the restroom to accommodate an individual in a wheelchair.

**On-Site Finding** 19.37 inches

##### Recommendation

Modify the restroom to provide sufficient clear floor space for a turning radius in the restroom to accommodate an individual in a wheelchair.

Recommendation At least 60.00 inches

##### Costing Info (Estimated)

Install single-use toilet room \$14,000

**Code Reference** ADA 603, 304, 304.3.1, 603.2.1, 304.3, 603.2, CA 11B-304.3

**Record Number** 168168



## Library

### Restrooms - Interior : Restroom , Toilet

---

#### Womens Restroom

Restroom , Toilet : Toilet Distance From Wall

##### Finding

The distance from the center of the toilet to the nearest side wall does not meet the required distance.

**On-Site Finding** 18.37 inches on center

##### Recommendation

Relocate the toilet so the distance from the center line of the toilet to the nearest side wall meets the required distance.

Recommendation 17.00 - 18.00 inches

##### Costing Info (Estimated)

Relocate fixture \$2,500

**Code Reference** ADA 603, 604.7, 604.2, CA 11B-604.2

**Record Number** 168122



### Restrooms - Interior : Restroom , Toilet

---

#### Womens Restroom

Restroom , Toilet : Toilet Minimum Distance From Any fixture

##### Finding

The toilet is not located in a space which provides the minimum required distance from a fixture or the minimum required clear space from a wall at the wide side.

**On-Site Finding** 41.75 inches

##### Recommendation

Locate the toilet in a space which provides the required clearances.

Recommendation At least 42.00 inches

##### Costing Info (Estimated)

Relocate fixture \$2,500

**Code Reference** ADA 603, 604.2, CA 11B-604.2

**Record Number** 168124



## Library

### Restrooms - Interior : Restroom , Grab Bars

---

#### Womens Restroom

Restroom , Grab Bars : Distance from Back Wall to Front of Grab Bar

##### Finding

The distance from the back wall to the front of the grab bar is less than required.

**On-Site Finding** 52.25 inches

##### Recommendation

Install or move the grab bar to create the required distance from the back wall to the front of the grab bar.

Recommendation At least 54.00 inches

##### Costing Info (Estimated)

Provide compliant grab bar \$267

**Code Reference** ADA 603, 609, 604.5.1, CA 11B-604.5.1, CA 11B-609

**Record Number** 168125



### Restrooms - Interior : Restroom , Grab Bars

---

#### Womens Restroom

Restroom , Grab Bars : Distance from Front Edge of Toilet to Front of Grab Bar

##### Finding

The distance from the front edge of the toilet to the front edge of the side grab bar is insufficient.

**On-Site Finding** 23.75 inches

##### Recommendation

Install or relocate the side grab bar so that the distance from the front edge of the toilet to the front edge of the side grab bar meets the required minimum distance.

Recommendation At least 24.00 inches

##### Costing Info (Estimated)

Provide compliant grab bar \$267

**Code Reference** CA 11B-604.5.1

**Record Number** 168126



## Library

### Restrooms - Interior : Restroom , Grab Bar

---

#### Womens Restroom

Restroom , Grab Bar : Rear Grab Bar Location

##### Finding

Rear grab bar location is not compliant.

**On-Site Finding** Not Compliant

##### Recommendation

Remount the rear grab bar to provide a minimum of 12 inches of extension from the center line of the of the water closet on one side and 24 inches of extension on the side.

Recommendation See Recommendation

##### Costing Info (Estimated)

Provide a compliant back grab bar. \$267

**Code Reference** ADA 604.5.2,CA 11B-604.5.2

**Record Number** 168127



### Restrooms - Interior : Restroom , Lavatory

---

#### Womens Restroom

##### Lavatory

Restroom , Lavatory : Lavatory Surface Height

##### Finding

The height of the counter surface is greater than allowed.

**On-Site Finding** 34.12 inches

##### Recommendation

Relocate or replace the lavatory to provide a maximum counter surface height of no greater than recommended.

Recommendation Up to 34.00 inches

##### Costing Info (Estimated)

Provide compliant lavatory \$1,286

**Code Reference** ADA 213, 606, 606.3,CA 11B-213,CA 11B-606.3

**Record Number** 168141



## Library

### Restrooms - Interior : Restroom , Lavatory

---

#### Womens Restroom

##### Lavatory

Restroom , Lavatory : Lavatory Distance From Wall/Fixture

##### Finding

The lavatory does not meet the minimum required distance to the center line of the fixture, when located adjacent to a side wall, partition or fixture.

**On-Site Finding** 17.62 inches on center

##### Recommendation

Replace or remount lavatory to meet the minimum required distance to the center line of the fixture, when located adjacent to a side wall or partition.

Recommendation At least 18.00 inches on center

##### Costing Info (Estimated)

Install new sink, faucet and handles \$2,500

**Code Reference** CA 11B-606.6

**Record Number** 168142



### Restrooms - Interior : Restroom , Lavatory

---

#### Womens Restroom

##### Lavatory

Restroom , Lavatory : Lavatory - Supply Lines not wrapped

##### Finding

Supply lines are not wrapped at the lavatory.

**On-Site Finding** Not Wrapped

##### Recommendation

Wrap the supply lines around lavatory according to compliance.

Recommendation See Recommendation

##### Costing Info (Estimated)

Wrap supply lines \$149

**Code Reference** ADA 213, 606, 606.5, CA 11B-606.5

**Record Number** 168143



## Library

### Restrooms - Interior : Restroom , Dispensers

---

#### Womens Restroom

##### Paper Towel

Restroom , Dispensers : Dispenser Height

##### Finding

The height of the controls and operating mechanisms for the dispenser is not at the correct height.

**On-Site Finding** 40.50 inches

##### Recommendation

Relocate the dispenser to the correct height.

Recommendation Up to 40.00 inches

##### Costing Info (Estimated)

Provide compliant dispenser \$277

**Code Reference** ADA 309, 205, 308, 606, 308.1,CA  
11B-603.5

**Record Number** 168140



### Restrooms - Interior : Restroom , Dispensers

---

#### Womens Restroom

##### Soap

Restroom , Dispensers : Dispenser Height

##### Finding

The height of the controls and operating mechanisms for the dispenser is not at the correct height.

**On-Site Finding** 44.00 inches

##### Recommendation

Relocate the dispenser to the correct height.

Recommendation Up to 40.00 inches

##### Costing Info (Estimated)

Provide compliant dispenser \$277

**Code Reference** ADA 309, 205, 308, 606, 308.1,CA  
11B-603.5

**Record Number** 168139



## Library

### Restrooms - Interior : Restroom , Mirror

---

#### Womens Restroom

Restroom , Mirror : Mirror Bottom Edge Height

##### Finding

The bottom edge of the reflective surface of the mirror is not at the correct height.

**On-Site Finding** 41.00 inches

##### Recommendation

Lower the mirror so the bottom edge of the reflective surface is no higher than recommended above the finished floor.

Recommendation Up to 40.00 inches

##### Costing Info (Estimated)

Lower mirror \$300

**Code Reference** ADA 603, 213, 603.3, CA 11B-603.3

**Record Number** 168144



### Restrooms - Interior : Restroom , Wall Signage

---

#### Womens Restroom

##### Wall Sign

Restroom , Wall Signage : No Wall Signage

##### Finding

There is no signage indicating accessibility on the latch side of the entry door of the restroom.

**On-Site Finding** None Found

##### Recommendation

Provide compliant signage on latch side of door.


Recommendation See Recommendation

##### Costing Info (Estimated)

Install signage \$158

**Code Reference** ADA 703, 216, 216.8, CA 11B-216.8

**Record Number** 168145



## Library

### Restrooms - Interior : Restroom

---

#### Womens Restroom

Restroom : Circular Turning Space Diameter

##### Finding

There is not sufficient clear floor space in the restroom to accommodate an individual in a wheelchair.

**On-Site Finding** 58.50 inches

##### Recommendation

Modify the restroom to provide sufficient clear floor space for a turning radius in the restroom to accommodate an individual in a wheelchair.

Recommendation At least 60.00 inches

##### Costing Info (Estimated)

Install single-use toilet room \$14,000

**Code Reference** ADA 603, 304, 304.3.1, 603.2.1, 304.3, 603.2, CA 11B-304.3

Notes : Circular turning space reduced by toilet.

**Record Number** 168138



### Drinking Fountains - Interior : Drinking Fountain

---

#### Drinking Fountain Next To Restrooms

Drinking Fountain : Fountain Type

##### Finding

The provided drinking fountain is not a Hi-Low fountain.

**On-Site Finding** Fountain Not Compliant

##### Recommendation

Replace the drinking fountain with a compliant Hi-Low fountain.

Recommendation See Recommendation

##### Costing Info (Estimated)

Install new high/low fountain \$2,500

**Code Reference** ADA 305, 602, 211.2, CA 11B-211.2, CA 11B-602

**Record Number** 168084



## Library

### Drinking Fountains - Interior : Drinking Fountain

---

#### Drinking Fountain Next To Restrooms

Drinking Fountain : Knee Clearance

##### Finding

There is less than the required minimum knee clearance height.

**On-Site Finding** 19.75 inches

##### Recommendation

Provide a fountain with the required knee and toe clearances.

Recommendation At least 27.00 inches

##### Costing Info (Estimated)

Install new high/low fountain \$2,500

**Code Reference** ADA 305, 306, 211, 602, 306.3, 602.2, CA 11B-602.2, CA 11B-305

**Record Number** 168085



### Drinking Fountains - Interior : Drinking Fountain

---

#### Drinking Fountain Next To Restrooms

Drinking Fountain : Spout Height

##### Finding

The spout outlet height is greater than required.

**On-Site Finding** 36.62 inches

##### Recommendation

Provide a spout outlet that does not exceed the required height.

Recommendation Up to 36.00 inches

##### Costing Info (Estimated)

Install new wall-mounted fountain \$627

**Code Reference** ADA 211, 602, 602.4, CA 11B-602.4

**Record Number** 168086



## Library

### Drinking Fountains - Interior : Drinking Fountain

---

#### Drinking Fountain Next To Restrooms

Drinking Fountain : Stream Height

##### Finding

The height of the water stream is less than required.

**On-Site Finding** 2.00 inches

##### Recommendation

Insure that the spout directs the water flow to the required height and in a trajectory that is parallel or nearly parallel to the front of the drinking fountain.

Recommendation At least 4.00 inches

##### Costing Info (Estimated)

Install new high/low fountain \$2,500

**Code Reference** ADA 211, 602, 602.6, CA 11B-211, CA 11B-602

**Record Number** 168087



### Drinking Fountains - Interior : Drinking Fountain

---

#### Drinking Fountain Next To Restrooms

Drinking Fountain : Fountain Depth

##### Finding

Drinking fountain does not provide a required fountain depth.

**On-Site Finding** 13.25 inches

##### Recommendation

Install a drinking fountain the meets the required minimum depth.

Recommendation At least 18.00 inches

##### Costing Info (Estimated)

Install new wall-mounted fountain \$2,500

**Code Reference** ADA 305, 306, 211, 602, CA 11B-602.8

**Record Number** 168088



## Library

### Drinking Fountains - Interior : Drinking Fountain

---

#### Drinking Fountain Next To Restrooms

Drinking Fountain : No Detectable Warnings

##### Finding

The drinking fountain is not set entirely in an alcove.

**On-Site Finding** None Found

##### Recommendation

If the drinking fountain is not set in an alcove it shall provide a side rail or wing wall next to each side of the fountain to prevent it from protruding into the primary path of travel.

Recommendation See Recommendation

##### Costing Info (Estimated)

Install wing walls or relocate object \$640

**Code Reference** ADA 307.2, 602.1, CA 11B-602.9

**Record Number** 168089



### Libraries - Interior : Library , Aisles

---

#### Adult Library

##### End/Side

Library , Aisles : End Aisle Width

##### Finding

The width of side and end aisles is less than 36 inches.

**On-Site Finding** 19.75 inches

##### Recommendation

Move the book stacks to provide the required access width between the aisles.

Recommendation At least 36.00 inches

##### Costing Info (Estimated)

Provide compliant shelves \$1,080

**Code Reference** ADA 403, 403.5.1, CA 11B-403.5.1

**Record Number** 168041



## Library

### Libraries - Interior : Library , Aisles

---

#### Adult Library

##### Main

Library , Aisles : Aisle Width between Shelves

#### Finding

The space between book shelves is less than required value.

**On-Site Finding** 36.50 inches

#### Recommendation

Increase the space between shelves to the recommended value.

Recommendation At least 44.00 inches

#### Costing Info (Estimated)

Provide compliant shelves \$2,160

**Code Reference** ADA 403,CA 11B-403.5.1

**Record Number** 168042



### Libraries - Interior : Library , Table

---

#### Adult Library

##### Tables

Library , Table : Clear Floor Space Width

#### Finding

There is not enough clear floor space at the library table.

**On-Site Finding** 26.37 inches

#### Recommendation

Provide compliant clear floor space for the library table.

Recommendation At least 30.00 inches

#### Costing Info (Estimated)

\$1,840

**Code Reference** ADA 306, 902.2, 902.4.1,CA  
11B-902.2,CA 11B-306,CA  
11B-902.4.1

**Record Number** 168044



## Library

### Libraries - Interior : Library , Aisles

---

#### Childrens Library

##### Main

Library , Aisles : Aisle Width between Shelves

##### Finding

The space between book shelves is less than required value.

**On-Site Finding** 35.62 inches

##### Recommendation

Increase the space between shelves to the recommended value.

Recommendation At least 44.00 inches

##### Costing Info (Estimated)

Provide compliant shelves \$2,160

**Code Reference** ADA 403,CA 11B-403.5.1

**Record Number** 168061



### Libraries - Interior : Library , Table

---

#### Childrens Library

##### Tables

Library , Table : Clear Floor Space Width

##### Finding

There is not enough clear floor space at the library table.

**On-Site Finding** 26.75 inches

##### Recommendation

Provide compliant clear floor space for the library table.

Recommendation At least 30.00 inches

##### Costing Info (Estimated)

\$1,840

**Code Reference** ADA 306, 902.2, 902.4.1,CA  
11B-902.2,CA 11B-306,CA  
11B-902.4.1

**Record Number** 168062



## Library

### Emergency Warning Systems - Interior : Emergency Warning Systems

---

#### Visual Alarms

Emergency Warning Systems : Emergency Warning System

#### Finding

There are no visual warning devices at the facility.

**On-Site Finding** None Found

#### Recommendation

Install visual warning devices integrated with the facility's alarm system in all common areas such as hallways, classrooms and general use rooms, and in accessible restrooms and other accessible rooms.

Recommendation See Recommendation

#### Costing Info (Estimated)

Install new audible/visual alarm \$2,200

**Code Reference** ADA 215, 702, CA 11B-215, CA 11B-702

**Record Number** 168079



### Break/Conference Room - Interior : Break Room

---

#### Librarian Break Room

#### Paper Towel

Break Room : Break Room

#### Finding

The height of the controls and operating mechanisms for the dispenser is not at the correct height.

**On-Site Finding** 50.00 inches

#### Recommendation

Relocate the dispenser to the correct height.

Recommendation Up to 40.00 inches

#### Costing Info (Estimated)

Relocate dispenser \$110

**Code Reference** ADA 309, 205, 308, 606, CA 11B-603.5

**Record Number** 168103



## Library

### Break/Conference Room - Interior : Break Room

---

#### Librarian Break Room

##### Sink

Break Room : Sink - Counter Height

##### Finding

Sink counter height does not meet the standards.

**On-Site Finding** 36.00 inches

##### Recommendation

Provide compliant sink.

Recommendation Up to 34.00 inches

##### Costing Info (Estimated)

Provide compliant sink \$1,800

**Code Reference** ADA 309, 205, 308, 904, 228, CA 11B-606.3

**Record Number** 168097



### Break/Conference Room - Interior : Break Room

---

#### Librarian Break Room

##### Sink

Break Room : Toe Kick Not Removed

##### Finding

The toe kick for the sink in break/conference room is not removed.

**On-Site Finding** Not Removed

##### Recommendation

Remove the toe kick for the sink.

Recommendation See Recommendation

##### Costing Info (Estimated)

\$612

**Code Reference** ADA 309, 305, 205, 308, 228, 606.2, CA 11B-606.2, CA 11B-305, CA 11B-306

**Record Number** 168098



**Library**

**Break/Conference Room - Interior : Break Room**

---

**Librarian Break Room**

**Sink**

Break Room : Pipes not Wrapped

**Finding**

The pipes are not wrapped for the sink.

**On-Site Finding** Not Wrapped

**Recommendation**

Insulate or otherwise configure the water supply and drain pipes under the sink to protect against contact. Make certain there are no sharp or abrasive surfaces under the sink.

Recommendation See Recommendation

**Costing Info (Estimated)**

Wrap pipes \$149

**Code Reference** ADA 309, 205, 308, 228, 606.5,CA  
11B-606.5

**Record Number** 168099



**Break/Conference Room - Interior : Break Room , Sink**

---

**Librarian Break Room**

**Sink**

Break Room , Sink : Clear Floor Space Length

**Finding**

There is not enough clear floor space at the sink.

**On-Site Finding** 46.00 inches

**Recommendation**

Provide enough clear floor space at the location.

Recommendation At least 48.00 inches

**Costing Info (Estimated)**

Unknown scope \$900

**Code Reference** ADA 309, 205, 308, 228

**Record Number** 168101



## Library

### Break/Conference Room - Interior : Break Room , Sink

---

#### Librarian Break Room

##### Sink

Break Room , Sink : Supply Lines

##### Finding

Supply lines are not wrapped for the break/conference room sink.

**On-Site Finding** Not Wrapped

##### Recommendation

Make sure that the supply lines are fully wrapped and insulated for the sink.

Recommendation See Recommendation

##### Costing Info (Estimated)

Wrap pipes \$149

**Code Reference** ADA 606.5, CA 11B-606.5

**Record Number** 168102



### Break/Conference Room - Interior : Break Room

---

#### Librarian Break Room

##### Soap

Break Room : Break Room

##### Finding

The height of the controls and operating mechanisms for the dispenser is not at the correct height.

**On-Site Finding** 47.00 inches

##### Recommendation

Relocate the dispenser to the correct height.

Recommendation Up to 40.00 inches

##### Costing Info (Estimated)

Relocate dispenser \$110

**Code Reference** ADA 309, 205, 308, 606, CA 11B-603.5

**Record Number** 168104



**Library**

**Picnic Areas - Exterior : Picnic Tables**

---

**Picnic Tables Next To Main Entrance**

Picnic Tables : At least 5% not Accessible

**Finding**

At least 5% of the provided tables are not accessible.

**On-Site Finding** None Found

**Recommendation**

Provide enough compliant Accessible Tables (At least 5% of the total Tables).

Recommendation At least 1.00 tables

**Costing Info (Estimated)**

Accessible table (each) \$500

**Code Reference** ADA 309, 305, 205, 306, 308, 902, 228, 226.1

**Record Number** 168129



**Reach Ranges - Interior : Reach Range , Element Highest Point of Operation**

---

**Computer Literacy Center**

**Printer Change Machine - Other**

Reach Range , Element Highest Point of Operation : Element Highest Point of Operation

**Finding**

The highest point of operation for the element is not compliant.

**On-Site Finding** 50.00 inches

**Recommendation**

Make sure that the highest point of operation is within the recommended value.

Recommendation 15.00 - 48.00 inches

**Costing Info (Estimated)**

Readjust element height \$50

**Code Reference** ADA 309, 304, 308, 902.4.2,CA 11B-308,CA 11B-902.4.2

**Record Number** 168045



**Library**

**Reach Ranges - Exterior : Reach Range , Clear Floor Space Slope**

---

**Main Entrance**

**Door Switch - Switch**

Reach Range , Clear Floor Space Slope : Clear Floor Space Slope

**Finding**

The clear floor space slope is not compliant.

**On-Site Finding** 3.70 percent

**Recommendation**

Provide compliant clear floor space.


Recommendation Up to 2.08 percent

**Costing Info (Estimated)**

Redesign space \$2,200

**Code Reference** ADA 304,CA 11B-305.2

**Record Number** 168080



## Library



## Library

440 W Sierra Madre Boulevard  
Sierra Madre, CA 91024

Date of Inspection

5/31/2016

\*Estimated Facility Total: \$202,452

\*Estimated facility total is for estimating purposes only and does not represent total construction, repair totals or design fees.

Prepared By

**Disability Access Consultants**

(800) 743-7067

Prepared Using

